

SUN KIT

FOR SLIDING GATES UP TO 1100 Kg, 24 Vdc



PLUS

With slowdown function both in opening and closing to preserve gate integrity

Conceived to carry intensive use (24 Vdc version)

Water resistant SUB remote control included

Night Light System with LED light included (NLS version)

14A control unit (NLS version)

CT10224 24 Vdc control unit with integrated display (version without NLS)















DYL display or KUBE PRO wireless module are mandatory to program 14A control unit











All kits that include the 14A control unit offer the possibility of adding up to 20 additional LED lights, to illuminate the entrance of the house during the night automatically and economically

MODELS · WITH NIGHT LIGHT SYSTEM





| CODE | DESCRIPTION | WEIGHT | PCS PALLET |
|---|---|---|------------|
|  KSUN4024EK | Kit for sliding gates up to 400 kg, 24 Vdc motor, control unit 14A with slowdown, electric limit switch. With night light function included. | 13,1 kg | 36 |
|  KSUN4024KK | Kit for sliding gates up to 400 kg, 24 Vdc motor, control unit 14A with slowdown, electric limit switch. | 12,9 kg | 36 |
|  KSUN5024FEK | Kit for sliding gates up to 500 kg, 24 Vdc motor, control unit 14AF with slowdown, magnetic limit switch. With night light function included. |  14 kg | 36 |
|  KSUN5024FKK | Kit for sliding gates up to 500 kg, 24 Vdc motor, control unit 14AF with slowdown, magnetic limit switch. |  13,8 kg | 36 |
|  KSUN7024EK | Kit for sliding gates up to 700 kg, 24 Vdc motor, control unit 14A with slowdown, electric limit switch. With night light function included. | 14 kg | 36 |
|  KSUN7024KK | Kit for sliding gates up to 700 kg, 24 Vdc motor, control unit 14A with slowdown, electric limit switch. | 13,8 kg | 36 |
|  KSUN11024EK | Kit for sliding gates up to 1100 kg, 24 Vdc motor, control unit 14A with slowdown, electric limit switch. With night light function included. | 14,5 kg | 36 |

| CODE | DESCRIPTION | WEIGHT | PCS PALLET |
|--|--|---------|--|
|  KSUN11024KK | Kit for sliding gates up to 1100 kg, 24 Vdc motor, control unit 14A with slowdown, electric limit switch. | 14,3 kg | 36 |
|  KSUN4024TW | Pair of motors for opposed sliding gates up to 400 Kg, 24 Vdc, control unit 14A with slow down function and electric limit switches. | 23 kg | 32  |

KIT COMPONENTS

| |   SUN |  ECLIPSE |  RX4K |  FT33 |  SUB-44WR |  SUB-44R |  KUBE |
|--------------------|--|--|---|---|---|--|---|
| KSUN4024EK | • 1 PC | • | • | • | • | • | • |
| KSUN4024KK | • 1 PC | • | • | • | • | • | • |
| KSUN5024FEK | • 1 PC | • | • | • | • | • | • |
| KSUN5024FKK | • 1 PC | • | • | • | • | • | • |
| KSUN7024EK | • 1 PC | • | • | • | • | • | • |
| KSUN7024KK | • 1 PC | • | • | • | • | • | • |
| KSUN11024EK | • 1 PC | • | • | • | • | • | • |
| KSUN11024KK | • 1 PC | • | • | • | • | • | • |
| KSUN4024TW | • 2 PCS | | | | | | |

MODELS · WITHOUT NIGHT LIGHT SYSTEM

| CODE | DESCRIPTION | WEIGHT | PCS PALLET |
|---|---|---------|------------|
|  KSUN4224ES | Kit for sliding gates up to 400 kg, 24 Vdc motor, control unit CT10224 with slowdown, electric limit switch | 13,8 kg | 36 |
|  KSUN4224KS | Kit for sliding gates up to 400 kg, 24 Vdc motor, control CT10224 unit with slowdown, electric limit switch | 12,9 kg | 36 |
|  KSUN7224ES | Kit for sliding gates up to 700 kg, 24 Vdc motor, control unit CT10224 with slowdown, electric limit switch | 13,8 kg | 36 |
|  KSUN7224KS | Kit for sliding gates up to 700 kg, 24 Vdc motor, control unit CT10224 with slowdown, electric limit switch | 13,8 kg | 36 |

KIT COMPONENTS

| |   SUN |  LUMY |  RX4K |  FT33 |  SUB-44WR |  SUB-44R |
|-------------------|--|---|---|---|---|--|
| KSUN4224ES | • 1 PC | • | INTEGRATED | • | • 2 PCS | |
| KSUN4224KS | • 1 PC | • | INTEGRATED | • | | • 2 PCS |
| KSUN7224ES | • 1 PC | • | INTEGRATED | • | • 2 PCS | |
| KSUN7224KS | • 1 PC | • | INTEGRATED | • | | • 2 PCS |