

# RÉVO+ KIT

FOR SWING GATES WITH LEAVES UP TO 2,3 m, 24 Vdc



Easy slowdown and open limit settings

Mechanical parts well protected from external debris

Mechanical stops included for proper gate installation and use

Water resistant SUB remote control included

Night Light System with LED light included (NLS version)

14A control unit (NLS version)

CT20234 control unit (version without NLS)



Simple and intuitive programming and data management thanks to the KUBE PRO wireless module



All kits that include the 14A control unit offer the possibility of adding up to 20 additional LED lights, to illuminate the entrance of the house during the night automatically and economically



IoT collective network of connected devices and technologies which facilitates communication between devices via Bluetooth and Cloud

## MODELS · WITH NIGHT LIGHT SYSTEM

CODE	DESCRIPTION	WEIGHT	PCS PALLET
<b>KREP2024EK</b>	Kit for swing gates with leaves up to 2,3 m, 24 Vdc motor with articulated arms, control unit with slowdown, mechanical stop in opening and closing. With night light function included (with control unit 14A). Residential use	21,9 kg	24
<b>KREP2024KK</b>	Kit for swing gates with leaves up to 2,3 m, 24 Vdc motor with articulated arms, control unit with slowdown, mechanical stop in opening and closing (with control unit 14A). Residential use	21,6 kg	24

## KIT COMPONENTS



RÉVO+



ECLIPSE



RX4K



FT33/FT23



SUB44WR







SUB44R





KUBE

<b>KREP2024EK</b>	• 2 PCS	•	• FT33	•	•	•
<b>KREP2024KK</b>	• 2 PCS	•	• FT23	•	•	•

## MODELS · WITHOUT NIGHT LIGHT SYSTEM

CODE	DESCRIPTION	WEIGHT	PCS PALLET
  <b>KREP2324ES</b>	Kit for swing gates with leaves up to 2,3 m, 24 Vdc motor with articulated arms, control unit with slowdown, mechanical stop in opening and closing (with control unit CT20324)	20,4 kg	24
  <b>KREP2324KS</b>	Kit for swing gates with leaves up to 2,3 m, 24 Vdc motor with articulated arms, control unit with slowdown, mechanical stop in opening and closing (with control unit CT20324)	20,1 kg	24

## KIT COMPONENTS

						
	<b>RÉVO+</b>	<b>LUMY</b>	<b>RX4K</b>	<b>FT33/FT23</b>	<b>SUB44WR</b>	<b>SUB44R</b>
<b>KREP2324ES</b>	• 2 PCS	•	INTEGRATED	• FT33	• 2 PCS	
<b>KREP2324KS</b>	• 2 PCS		INTEGRATED	• FT23		• 2 PCS

