

COLUMN LOUDSPEAKERS

COM Weatherproof Column Loudspeaker

COM aluminium body outdoor column loudspeakers.

COM 320 & COM 340

Wide frequency response and high sensitivity loudspeakers are used for speech and background music reproduction in large areas. Typical application: railway stations, subways, churches, factory buildings, warehouses and outdoor parking areas. Mainly designed for outdoor areas. **COM 320** utilises two 3"(76.2 mm) full range speakers and one 1"(25 mm) tweeter, **COM 340** has four 3"(76.2 mm) full range speakers and one 1"(25 mm) tweeter.



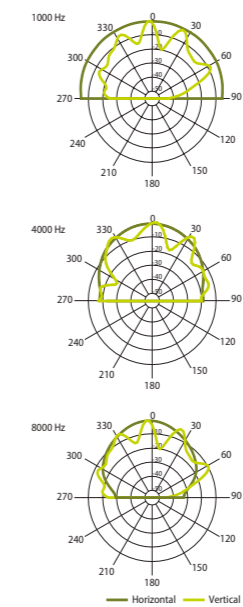
Technical Specifications	COM 320
Rated power	20 W
Transformer power taps	20 W - 10 W
Sensitivity	89 dB (1 W/1 m)
Maximum SPL	105 dB (Pmax/1 m) at 2440 Hz
Frequency response	135 Hz – 20 kHz
Dispersion at 1000 Hz	180° (H), 80° (V)
Protection	IP 66
Dimensions	370 mm × 110 mm x 97 mm
Driver dimensions	2 x 3" (76,2 mm) woofer, 1" (25,4 mm) tweeter
Weight	2,6 kg
Material	Aluminum
Colour	White (RAL 9016)

Technical Specifications	COM 340
Rated power	40 W
Transformer power taps	40 W - 20 W
Sensitivity	90 dB (1 W/1 m)
Maximum SPL	107 dB (Pmax/1 m) at 13335 Hz
Frequency response	135 Hz – 20 kHz
Dispersion at 1000 Hz	180° (H), 50° (V)
Protection	IP 66
Dimensions	545 mm × 110 mm x 97 mm
Driver dimensions	4 x 3" (76,2 mm) woofer, 1" (25,4 mm) tweeter
Weight	3,6 kg
Material	Aluminum
Colour	White (RAL 9016)

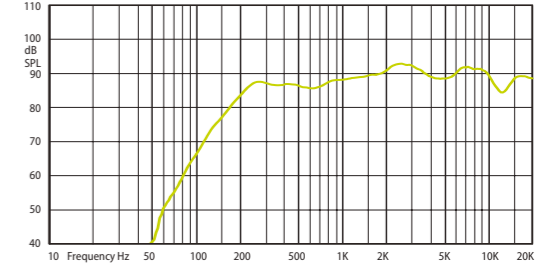
COM 320



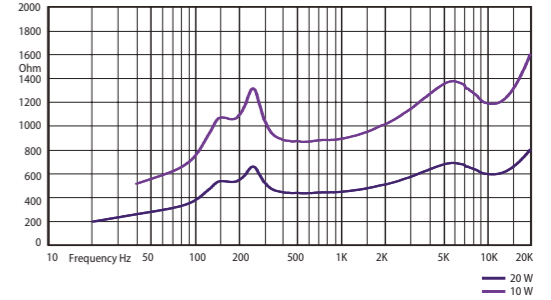
HORIZONTAL / VERTICAL POLAR DIAGRAMS




FREQUENCY RESPONSE



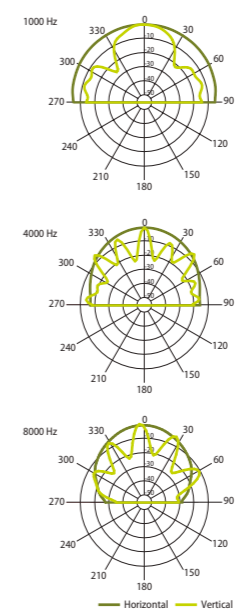
IMPEDANCE



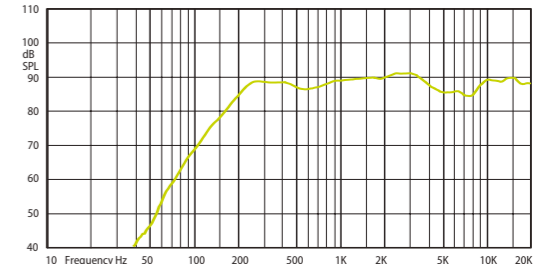
COM 340



HORIZONTAL / VERTICAL POLAR DIAGRAMS



FREQUENCY RESPONSE



IMPEDANCE

