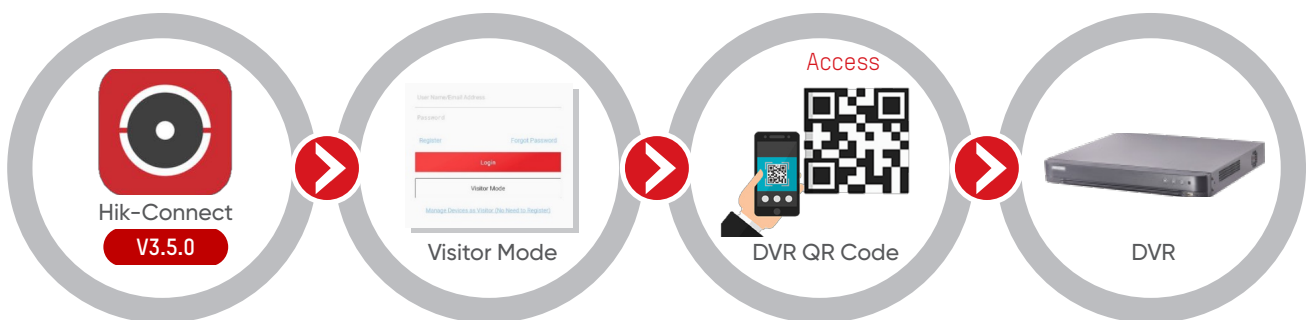


# Managing Your DVR is Now **Easier** Than Ever

## 1 Visitor Access Mode



By scanning the DVR QR code with the Hik-Connect app, you can access and operate the DVR without going through registration or log in.



Download Hik-Connect App using the following methods

- Scan the QR code with your smartphone

## 2 Unbinding Your Device

- 1** Scan the DVR QR code with Hik-Connect app


- 2** Click the "Unbind Device" button


- 3** Key in the device password and verification code

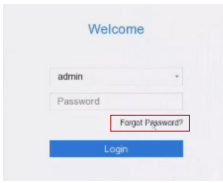
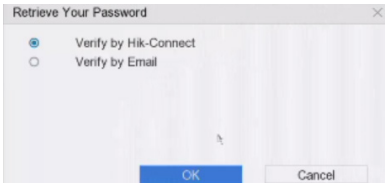


**\*Note:** Make sure the device and the app are in the same LAN when you unbind the device.


## 3 Resetting Password using Hik-Connect

Only available when DVR is previously linked to Hik-Connect


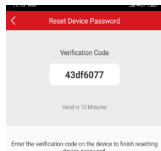
- 1** Click **Forgot Password** and choose "Verify with Hik-Connect" on DVR GUI.


You'll find a QR code like the one on the right




- 2** Scan the QR code on the DVR GUI using the Hik-Connect App.

A verification code will be sent to Hik-Connect.
- 3** Key in the verification code and enter to reset password.



**Reminder:** For your own protection, it is highly recommended that you link your device to the Hik-Connect account upon activation as password reset can only be performed with a linked account.



## 4 GUI 4.0

Available models: K-Series DVR

### Brand New Design

- Fixed main menu
- Simplified, user-friendly interface

