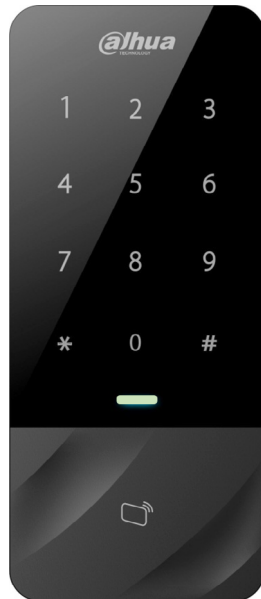


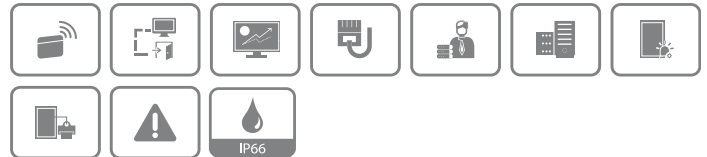
ASI1201E/ASI1201E-D

Water-proof RFID Standalone



Features

- Support 30,000 valid cards & 60,000 records
- Support multiple cards (default IC card) (“-D” means ID EM card)
- Support card, password and combination
- TCP/IP to PC
- Wiegand or RS-485 interface to reader
- Door time out alarm, intrusion alarm, duress alarm and tamper alarm
- Anti-passback, multi-card open
- Water-proof design
- Support 128 efficient time and holiday schedules
- Watch dog function ensure device free from halting
- IP66 (Apply silica gel to gaps between the device and the wall. Liquid sodium silicate is recommended. For details, see the quick start guide.)



Technical Specification

Mode	ASI1201E	ASI1201E-D
System		
Main Processor	32 Bit	
Input/Output Ports		
Input	Door sensor x 1, Exit button x 1	
Output	Relay x 1 (Door lock)	
Reader	Reader x 1	
Card Read		
Read Format	13.56MHz	125KHz
Read Range	1cm~2cm (max.)	
Response Time	<0.1s	
Capacity		
Cardholders	30,000	
Events	60,000	
Function		
User Management	General, VIP, Guest, Patrol, Black list, Duress	
Alarm Function	Door time out alarm, Intrusion alarm, Duress alarm, Tamper alarm	
Period Setting	Support 128 groups of schedule, 128 groups of periods and 128 groups of holiday periods	

Interface

To PC	RJ45 (10/100M)
To Reader	Wiegand26/34, RS485

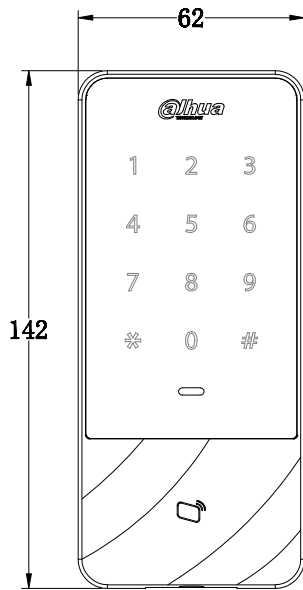
Genreal

Ingress Protection	IP66 (Apply silica gel to gaps between the device and the wall. Liquid sodium silicate is recommended. For details, see the quick start guide.)
RTC	Yes
Beep Tone	Buzzer
Keyboard	Sensitive touch keypad with blue backlight
Power Supply	DC 9-15V/100mA
Operating Temperature	-10°C to +55°C
Working Humidity	10%RH~90%RH (no-condensation)
Dimension(W×D×H)	62.0mm×142.0mm×23.0mm
Weight	0.5 kg
Working Environment	Outdoor

Certificates

CE	Yes
FCC	Yes

Dimensions(mm)



Application

Small Office
One door controller

